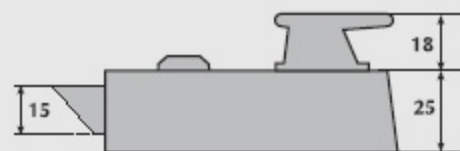
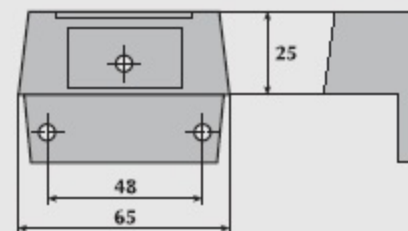
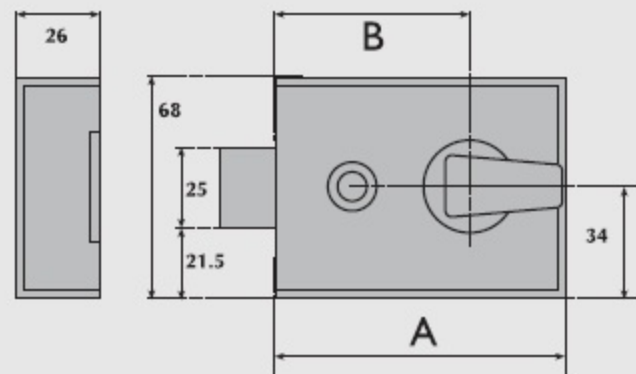


S9090 Rim cylinder night latch



A Lockcase	B Backset	C Centres
60mm	41mm	—
90mm	60mm	—

OPERATION:

Latchbolt operated by key from outside and knob inside.

Bolt may be deadlocked by key from outside.

Bolt may be held in locked or withdrawn position by means of the snib.

SPECIFICATION:

CASE.

Zinc, diecast. Epoxy polyester powder coated, silver or white finish.

KEEP.

Zinc, diecast. Finished to match case.

For inward opening doors only.

KNOB.

Zinc, diecast. Epoxy polyester powder coated, black finish.

SNIB.

Zinc, diecast. Finished to match knob.

LATCHBOLT.

Brass, reversible. Projection 16mm.

CYLINDER.

Guardian G9003 supplied as standard.

Brass finished satin brass (SB) or satin nickel plated (SN).

KEYS:

Brass, nickel plated, three supplied.